

Guide to creating custom CSS for your MinimalWebshop

# Introduction



- The HTML elements are embedded into your website DOM directly. You can style the elements either through your own CSS file or the built-in styling mechanisms in MinimalWebshop.
- All CSS classes are prefixed with mws-
- The CSS editor in MinimalWebshop supports SCSS.

```

.mws {
  /* General elements */

  .mws-button:not(.mws-button-unstyled) {
    &:hover {
    }
  }

  /* Section 1: Shop */
  .mws-shop {
    .mws-product {
      .mws-image {
      }

      .mws-product-wrapper {
        .mws-title {
        }
        .mws-price {
        }
        .mws-description {
        }
      }
    }
  }

  /* Section 2: Product Details */
  .mws-product-details {
    .mws-image {
    }

    .mws-product-wrapper {
      .mws-title {
      }
      .mws-price {
      }
      .mws-description {
      }
    }

    /* License boxes */
    .mws-prices {
      .mws-title {
      }
      .mws-description {
      }
    }
  }
}

```

```

/* Section 3: Customer Portal */

.mws-portal {
  .mws-product {
    .mws-image {
    }

    .mws-product-wrapper {
      .mws-title {
      }
      .mws-price {
      }
      .mws-description {
      }
    }

    /* Purchased license and purchase information */
    .mws-prices {
      .mws-title {
      }
      .mws-description {
      }
      .mws-purchasedate {
      }
    }

    /* Product files for download */
    .mws-files {
      .mws-image {
      }
      .mws-title {
      }
      .mws-description {
      }
    }
  }
}

```

**.mws**  
Root container for all  
MinimalWebshop elements

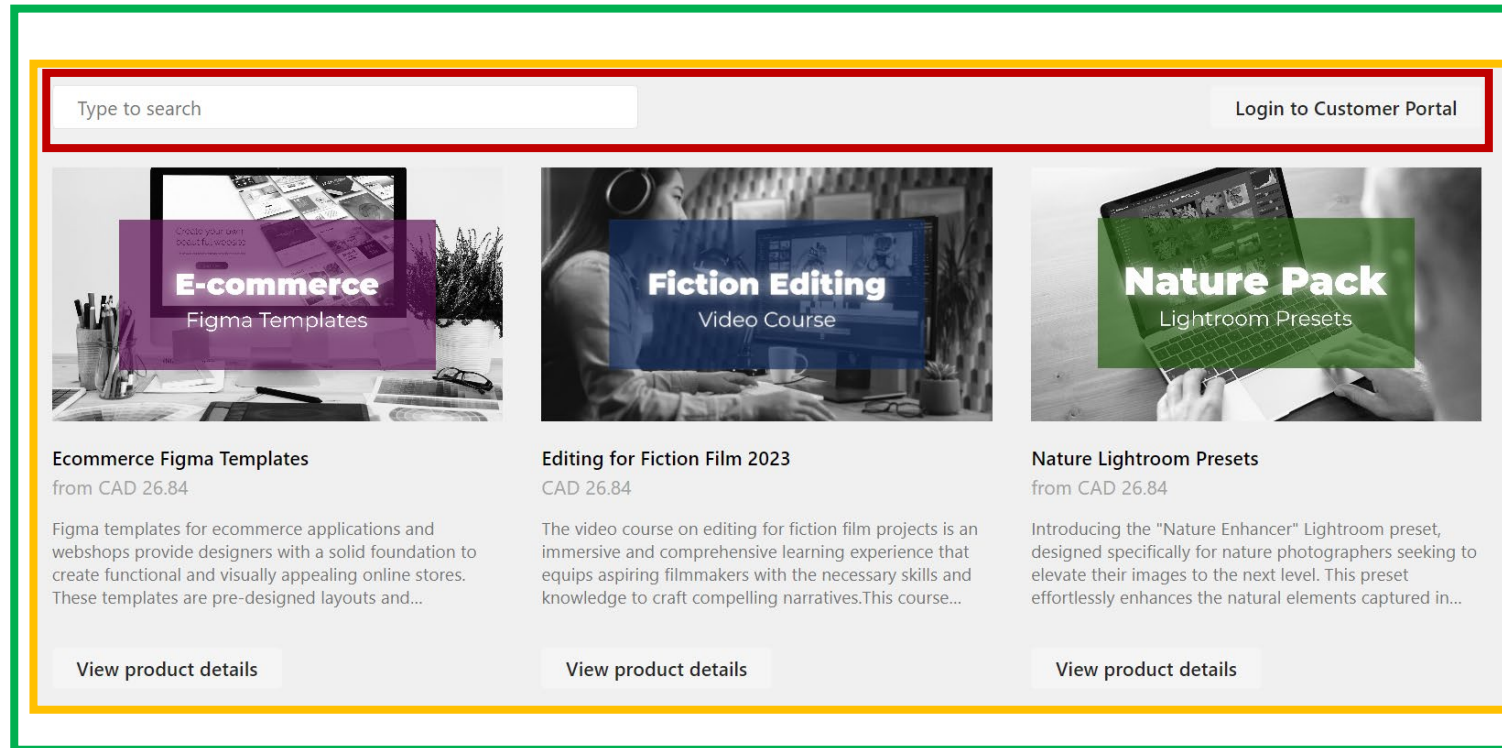
**.mws-embed**  
Container for all  
MinimalWebshop variables

**.mws-container**  
Outside container  
that adds vertical  
space between  
elements.

**.mws-stack**  
Flex container for a  
column of elements


**.mws-row**  
Flex container for a  
row of elements

**.mws-row-spaced**  
Expands row to full  
width



## .mws-shop Grid for products in Shop and Customer Portal

Login to Customer Portal




**E-commerce**  
Figma Templates

Ecommerce Figma Templates  
from CAD 26.84

Figma templates for ecommerce applications and webshops provide designers with a solid foundation to create functional and visually appealing online stores. These templates are pre-designed layouts and...

[View product details](#)




**Fiction Editing**  
Video Course

Editing for Fiction Film 2023  
CAD 26.84

The video course on editing for fiction film projects is an immersive and comprehensive learning experience that equips aspiring filmmakers with the necessary skills and knowledge to craft compelling narratives. This course...

[View product details](#)



**Nature Pack**  
Lightroom Presets

## .mws-bar Top navigation elements

## .mws-button




**Fiction Editing**  
Video Course

Editing for Fiction Film 2023

The video course on editing for fiction film projects is an immersive and comprehensive learning experience that equips aspiring filmmakers with the necessary skills and knowledge to craft compelling narratives. This course covers the entire post-production process, from understanding the art of storytelling to mastering the technical aspects of editing software. Through a combination of theory and hands-on practice, students will learn how to effectively structure scenes, create seamless transitions, enhance pacing, manipulate emotions through color grading and sound design, and much more. With expert instructors and engaging tutorial videos, this course empowers filmmakers to take their creative vision and turn it into an impactful and polished final product.

Standard License - CAD 26.84  
Allows use for a single user. Not transferrable.

[Add to cart](#)



**Fiction Editing**  
Video Course

Editing for Fiction Film 2023

The video course on editing for fiction film projects is an immersive and comprehensive learning experience that equips aspiring filmmakers with the necessary skills and knowledge to craft compelling narratives. This course covers the entire post-production process, from understanding the art of storytelling to mastering the technical aspects of editing software. Through a combination of theory and hands-on practice, students will learn how to effectively structure scenes, create seamless transitions, enhance pacing, manipulate emotions through color grading and sound design, and much more. With expert instructors and engaging tutorial videos, this course empowers filmmakers to take their creative vision and turn it into an impactful and polished final product.

Standard License  
Allows use for a single user. Not transferrable.

Purchased on  
August 9, 2023  
[Download Invoice](#)

**Demo File Download**  
This is a JPG download for demonstration purposes. You can add as many files to a product as you like and provide your customer's with different packages.

[Download](#)

## .mws-product-details Different views for shop details or customer portal details

## Customer login

Enter your email to receive a verification code

Cancel

Continue

## .mws-modal Container for dialog boxes

**.mws-product**

Container for all product information used in shop, customer portal and product details.

**.mws-title**

Title of product

**.mws-description**

Description of product



Editing for Fiction Film 2023

CAD 26.84

The video course on editing for fiction film projects is an immersive and comprehensive learning experience that equips aspiring filmmakers with the necessary skills and knowledge to craft compelling narratives. This course...

**.mws-image**

Product image

**.mws-product-wrapper**

Container for all text product information

**.mws-price**

Price of product

**.mws-prices**

Container for prices and licenses.

**.mws-price**

Inner container for a price or license

**.mws-title**

Title of product

**.mws-description**

Description of product

**.mws-image**

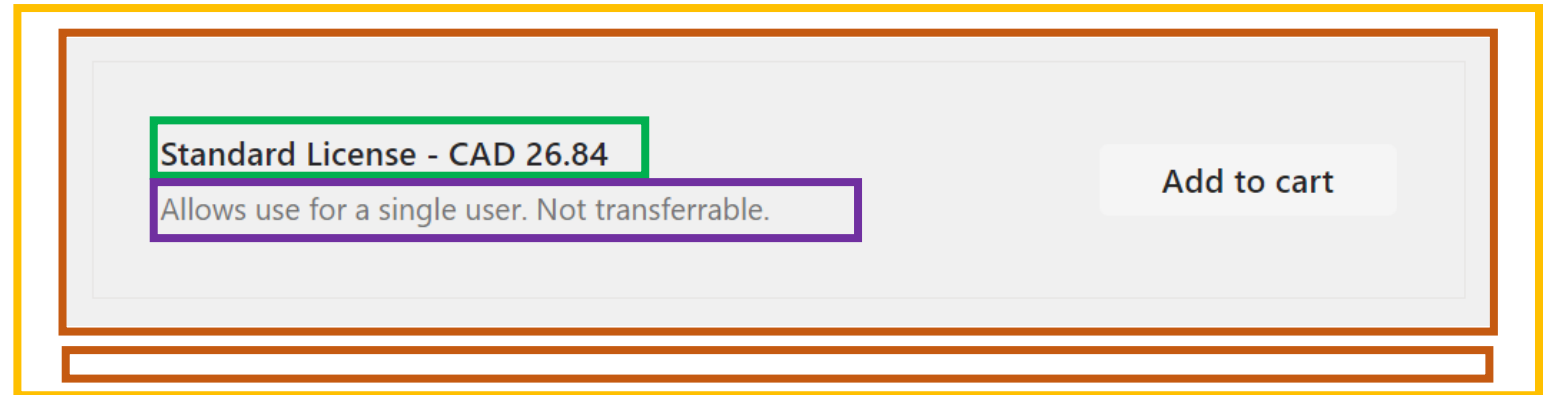
Product image

**.mws-files**

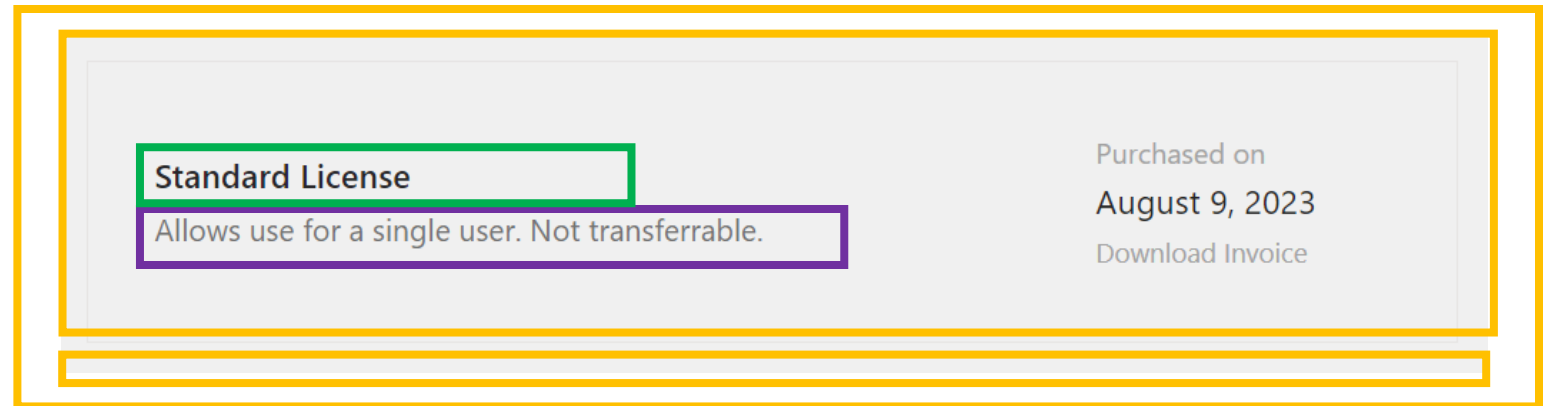
Container for files.

**.mws-file**

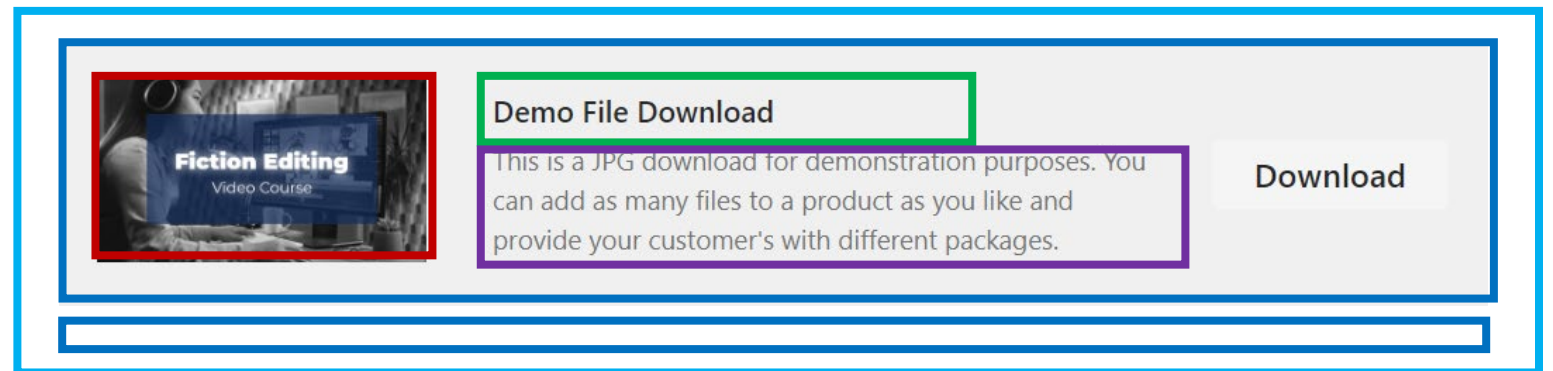
Inner container for a file



A screenshot of a product price and license box. The box is outlined in orange. It contains a green-bordered box with the text "Standard License - CAD 26.84" and a purple-bordered box with the text "Allows use for a single user. Not transferrable." To the right of these boxes is a white button with the text "Add to cart".



A screenshot of a product license box. The box is outlined in yellow. It contains a green-bordered box with the text "Standard License" and a purple-bordered box with the text "Allows use for a single user. Not transferrable." To the right of these boxes is the text "Purchased on August 9, 2023" and a link "Download Invoice".



A screenshot of a product file download box. The box is outlined in blue. It contains a red-bordered image of a person editing a video course titled "Fiction Editing Video Course". To the right of the image is a green-bordered box with the text "Demo File Download" and a purple-bordered box with the text "This is a JPG download for demonstration purposes. You can add as many files to a product as you like and provide your customer's with different packages." To the right of these boxes is a white button with the text "Download".